



AGROFER



SOIL MOVEMENT / MOUVEMENT DU SOL / BODENBEWEGUNG /
MOVIMENTO DO SOLO / MOVIMIENTO DEL SUELO / ДВИЖЕНИЕ ПОЧВЫ

MOVIMENTO TERRA

www.agrofer.it



Indice

Universal

Scalzatore Universale Posteriore	2
Scalzatore Universale Anteriore	3
Scalzatore Universale Simple	4

Switch

Switch System Bio DX	8
Switch System Bio DX-SX	9
Switch System Bio DX-SX Gigante	10
Green DX	12
Green DX-SX	13
Switch One DX	14
Switch One DX-SX	15

TE/40	18
TE/80	19
Export	20



Comby	22
--------------	----


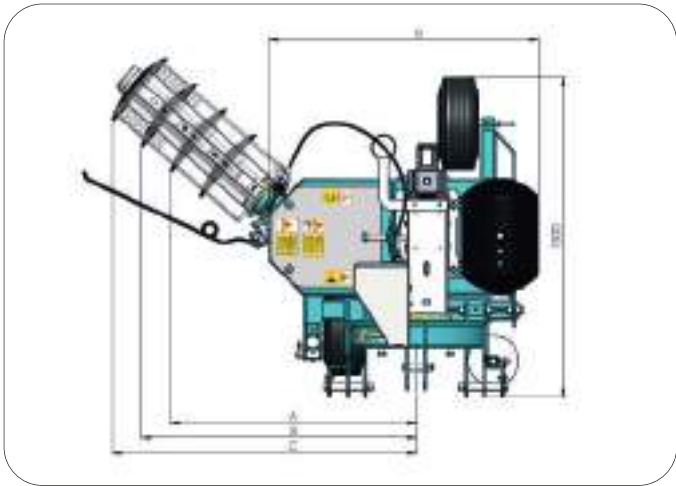
Vario AG TL	25
Vario AG	30
R.I.P.	31
DIS	32
DIS R.I.	33
DIS R.I. C	34

DAR	36
DAR C	38
Shark	40

Universal Posteriore






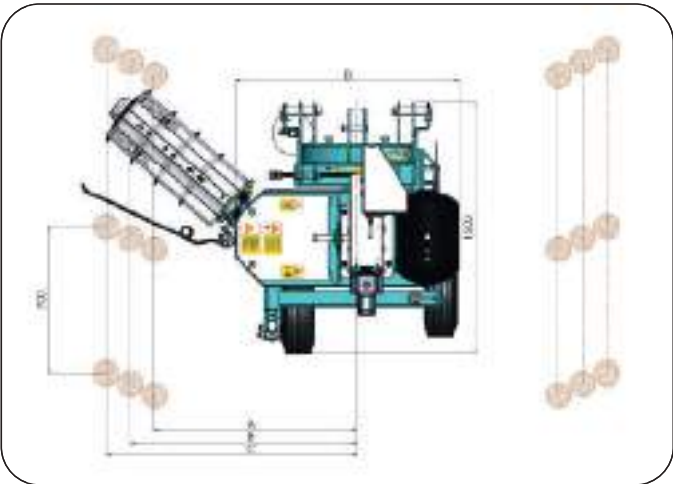
MOD. mm	Kg	A min-max	BC		D	 HP	 700 mm
COMPACT	450	780 - 1010	1122	1235	1000	50	1500
JUNIOR	470	880 - 1110	1222	1335	1100	50	1700
PICCOLO	500	903 - 1153	1265	1378	1200	60	2000
MEDIO	550	1003 - 1353	1465	1578	1400	60	2400
GRANDE	600	1253 - 1703	1815	1928	1800	60	3200
MAGNUM	660	1453 - 1903	2015	2128	2000	60	4500
GIGANTE	730	1900 - 2400	2400	2150	2500	60	4500



Universal Anteriore





MOD. mm	Kg	A min-max	BC		D	 HP	
PICCOLO	530	903 - 1153	1265	1378	1200	45	1800
MEDIO	570	1003 - 1353	1465	1578	1400	45	2400
GRANDE	600	1253 - 1703	1815	1928	1800	45	3200
MAGNUM	660	1453 - 1903	2015	2128	2000	45	4500
GIGANTE	730	1900 - 2400	2400	2150	2500	60	4500


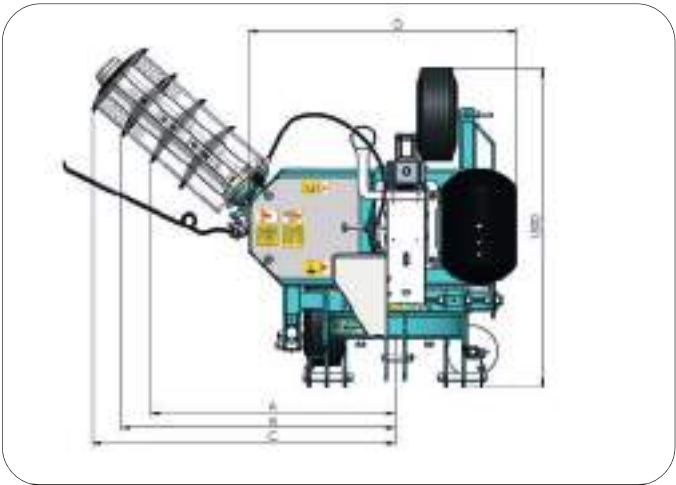


Universal Simple

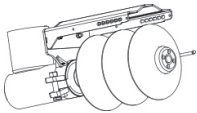

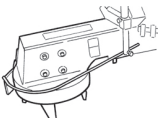
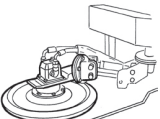
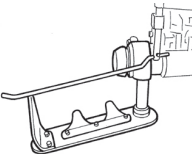



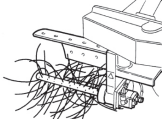

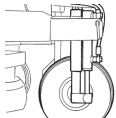
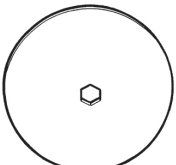
ACCESSORIO



MOD. mm	Kg	AB		CD		 HP	
PICCOLO	500	903 - 1153	1265	1378	1200	50	2000
MEDIO	550	1003 - 1353	1465	1578	1400	50	2400
GRANDE	600	1253 - 1703	1815	1928	1800	50	3200
MAGNUM	660	1453 - 1903	2015	2128	2000	50	4500
GIGANTE	730	1900 - 2400	2400	2150	2500	60	4500



Accessori


	SC 003 B	POSTERIORE / ANTERIORE	
	SC 013	POSTERIORE / ANTERIORE / SIMPLE	
	SC 005	POSTERIORE / ANTERIORE / SIMPLE	
	SC 006	POSTERIORE / ANTERIORE / SIMPLE	
	SC 007	POSTERIORE / ANTERIORE / SIMPLE	
	SC 008	POSTERIORE / ANTERIORE	
	SC 009	POSTERIORE / ANTERIORE	
	SC 010	POSTERIORE / ANTERIORE / SIMPLE	
	SC 011	POSTERIORE / ANTERIORE / SIMPLE	
	SC 012	POSTERIORE / ANTERIORE / SIMPLE	
	SC 016	POSTERIORE / ANTERIORE (disponibile solo su GRANDE e MAGNUM) /SIMPLE	
	SC 017	POSTERIORE / ANTERIORE	
	SC 015	POSTERIORE / SIMPLE	
	SC 014	POSTERIORE / ANTERIORE/SIMPLE	
	SC 020	Ø 330	POSTERIORE / ANTERIORE/ SIMPLE
	SC 021	Ø 380	
	SC 022	Ø 450	
	SC 023	Ø 500	
	SC 024	Ø 550	
	SC 025	Ø 600	
	SC 026	Ø 700	




SWITCH

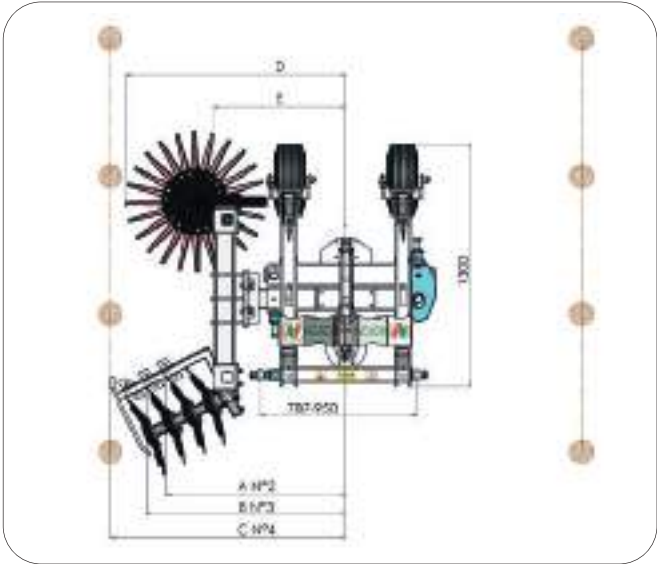





System Bio DX






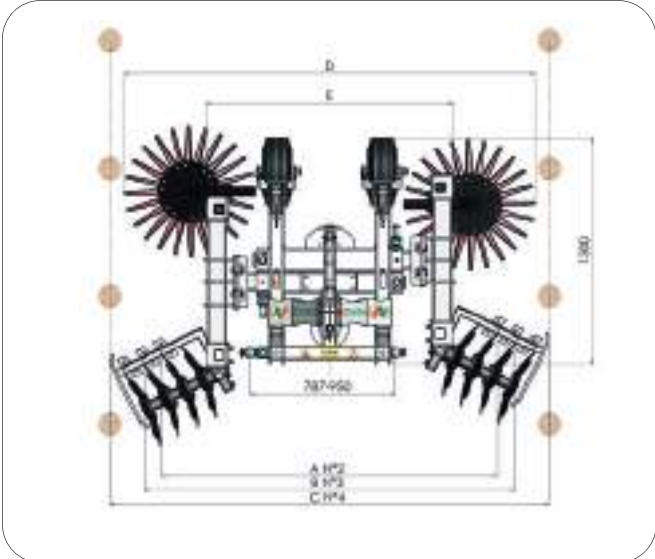
MOD. mm	Kg	A min-max	B min-max	C min-max	D min-max	E min-max	 HP	 min-max	 700 mm
PICCOLO	da 360 a 580	900-1400	1000-1500	1200-1700	ø540 1000-1500 ø700 1120-1620 ø950 1230-1730	600-1100	30	50-100	1600
MEDIO	da 360 a 580	1100-1600	1200-1700	1400-1900	ø540 1200-1700 ø700 1300-1800 ø950 1400-1900	800-1300	30	50-100	2000
GRANDE	da 360 a 580	1300-1800	1400-1900	1600-2100	ø540 1400-1900 ø700 1500-2100 ø950 1630-2130	1050-1550	30	50-100	2500




System Bio DX-SX






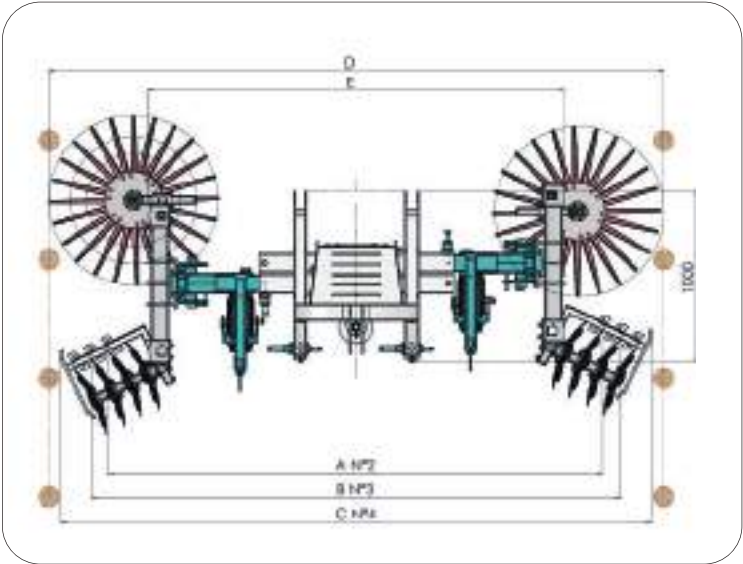
MOD. mm	Kg	A min-max	B min-max	C min-max	D min-max	E min-max			
							HP	min-max	700 mm
VIGNERON	da 400 a 700	900-1400	2000-3000	1200-1700	ø540 1000-1500 ø700 1120-1620 ø950 1230-1730	1250-2550	50	50-100	1600
PICCOLO	da 400 a 700	1800-2800	2000-3000	2400-3400	ø540 1900-2900 ø700 2200-3200 ø950 2500-3500	1350-2400	50	50-100	2000
MEDIO	da 400 a 700	2200-3200	2400-3400	2800-3800	ø540 2400-3400 ø700 2600-3600 ø950 2800-3800	1700-2700	50	50-100	2500
GRANDE	da 400 a 700	2600-3600	2800-3800	3200-4200	ø540 2800-3800 ø700 3000-4000 ø950 3200-4200	2100-3100	50	50-100	3000
MAGNUM	da 400 a 700	2700-3700	2900-3900	3300-4300	ø540 3000-4000 ø700 3200-4200 ø950 3400-4400	2500-3900	50	50-100	3300




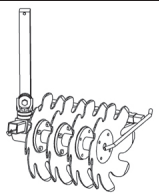
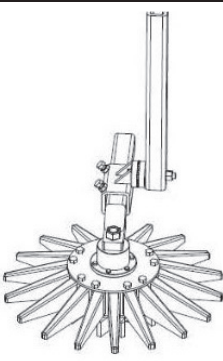
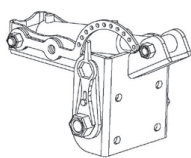

System Bio DX-SX Gigante



MOD. mm	Kg	A min-max	B min-max	C min-max	D min-max	E min-max	 HP	 min-max	 700 mm
GIGANTE	600	2900-4400	3130-4530	3490-4890	ø540 3180-4580 ø700 3380-4780 ø950 3630-5000	2450-3150	60	50-100	da 3500 a 5000






Accessori

	LM 012 C	SYSTEM BIO DX SYSTEM BIO DX - SX SYSTEM BIO DX - SX GIGANTE
	LM 012 D	SYSTEM BIO DX SYSTEM BIO DX - SX SYSTEM BIO DX - SX GIGANTE
	LM 012 F	SYSTEM BIO DX SYSTEM BIO DX - SX SYSTEM BIO DX - SX GIGANTE
	LM 011 C	SYSTEM BIO DX SYSTEM BIO DX - SX SYSTEM BIO DX - SX GIGANTE
	LM 011 D	SYSTEM BIO DX SYSTEM BIO DX - SX SYSTEM BIO DX - SX GIGANTE
	LM 011 F	SYSTEM BIO DX SYSTEM BIO DX - SX SYSTEM BIO DX - SX GIGANTE
	LM 013 B Figura A/B/C/D/E + 100 mm	SYSTEM BIO DX SYSTEM BIO DX - SX
	LM 017 B	SYSTEM BIO DX SYSTEM BIO DX - SX

SYSTEM BIO DX-SX GIGANTE / SYSTEM BIO DX-SX GIGANTE /
SYSTEM BIO DX-SX GIGANTE / SYSTEM BIO DX-SX GIGANTE / ПОЧВОФРЕЗА SYSTEM BIO

Spollonatrice DX Green






MOD.	Kg	 HP	
GREEN DX	50	30	700



SYSTEM BIO DX-SX GIGANTE / SYSTEM BIO DX-SX GIGANTE /
SYSTEM BIO DX-SX GIGANTE / SYSTEM BIO DX-SX GIGANTE / ПОЧВОФРЕЗА SYSTEM BIO

Spollonatrice DX-SX Green






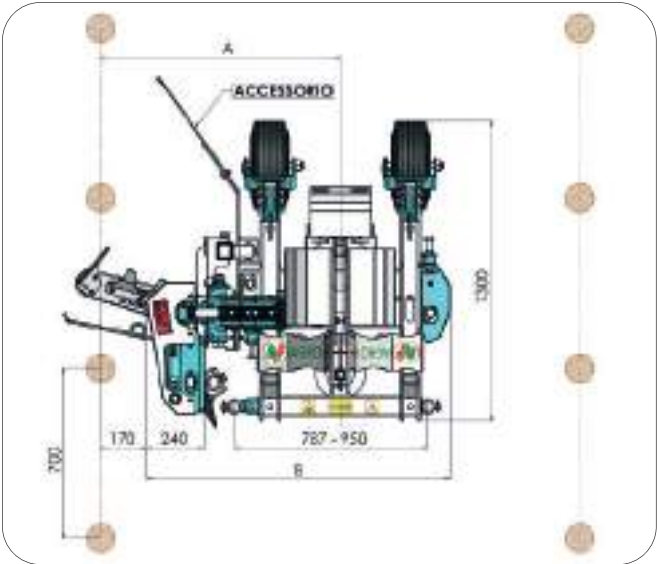
MOD.	Kg	 HP	
GREEN DX-SX	100	30	700




One DX






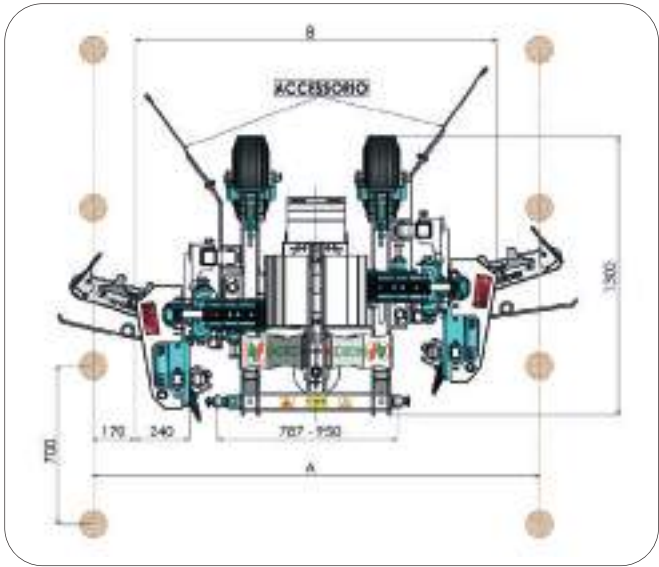
MOD. mm	Kg	A min-max	B min-max	 HP	 min-max	 700 mm
PICCOLO	DA 360 A 580	1530-2030	950-1500	30	50-200	1700
MEDIO		1730-2230	1200-1700	30	50-200	2500
GRANDE		1930-2430	1400-1900	30	50-200	3000



Dual DX-SX



MOD. mm	Kg	A min-max	B min-max	 HP	 min-max	 700 mm
PICCOLO	DA 400 A 700	1800-2800	1500-2500	50	50-200	1800
MEDIO		2400-3400	1900-2900	50	50-200	2500
GRANDE		2800-3800	2300-3300	50	50-200	2700
MAGNUM		3000-4000	2600-3600	50	50-200	3000





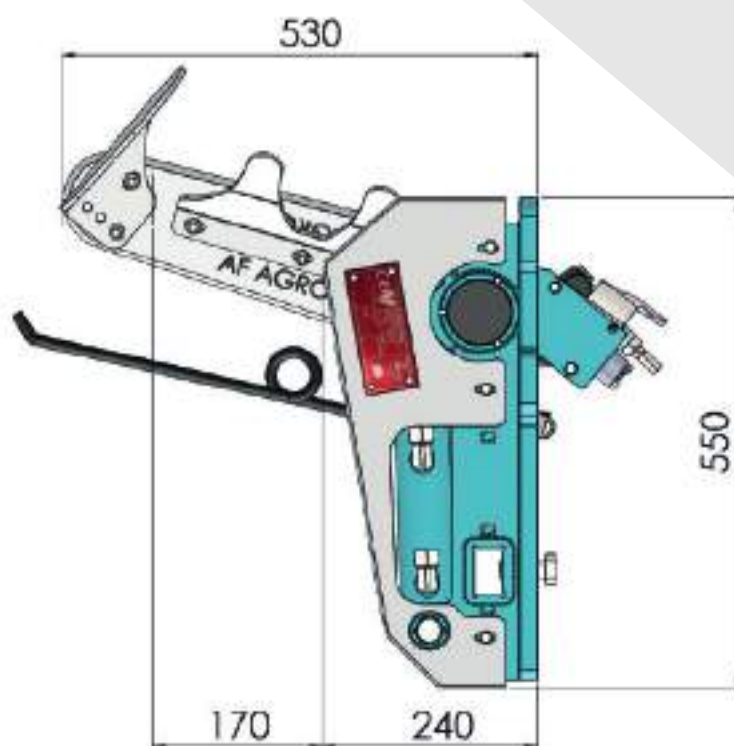
AGROFER



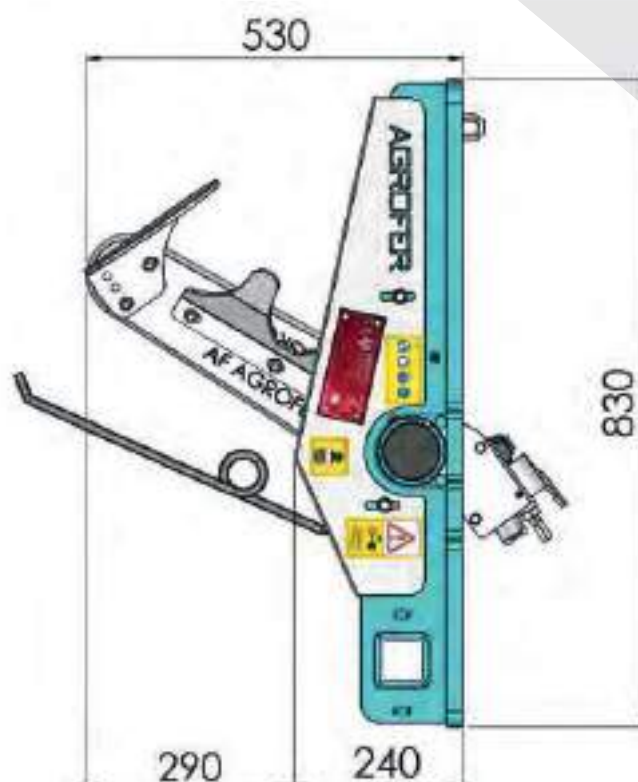


T/40E

T/40E






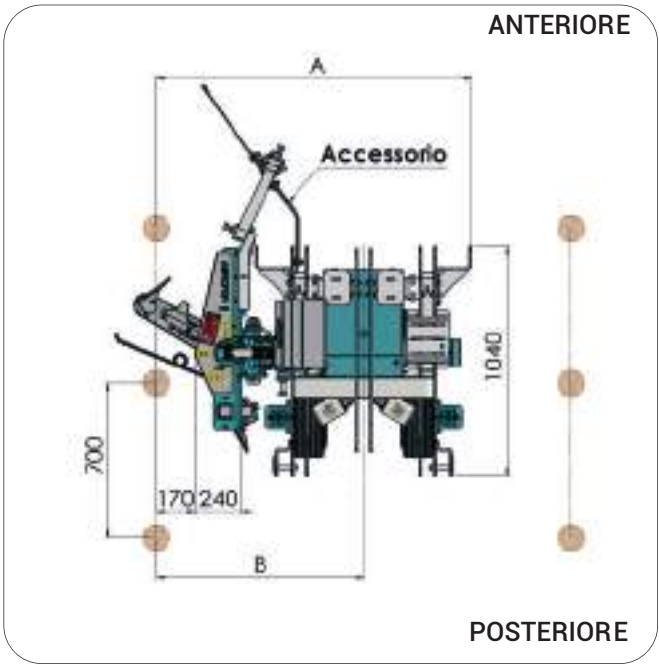
TE/80



Export




MOD. mm	Kg	A min-max	B min-max	 HP	 min-max	 700 mm
COMPACT	DA 360 A 580	1480 - 1980	845 - 1345	30	50-200	1400
PICCOLO		1715 - 2215	1080 - 1580	30	50-200	1700
MEDIO		1915 - 2415	1280 - 1780	30	50-200	2500
GRANDE		2015 - 2515	1380 - 1880	30	50-200	3000





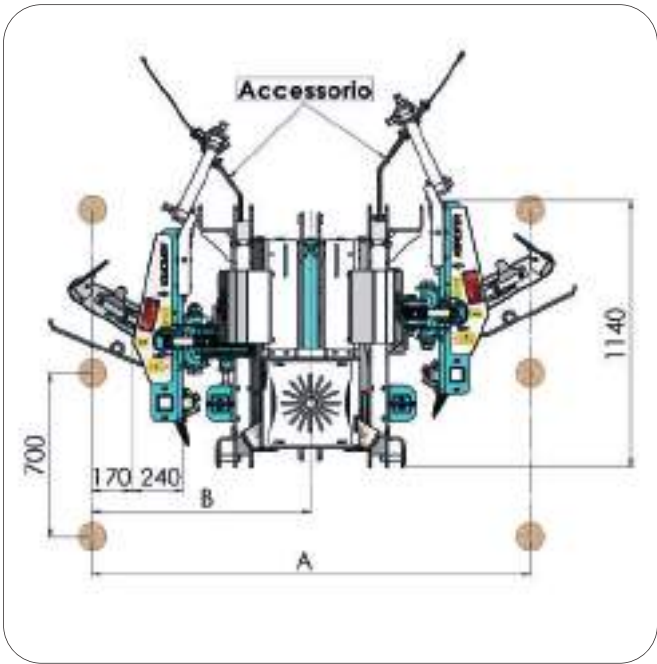


AGROFER

Comby



MOD. mm	Kg	A min-max	B min-max	 HP	 700 mm
PICCOLO	580	2030 - 3030	845 - 1345	60	1900
MEDIO	680	2500 - 3500	1080 - 1580	60	2400
GRANDE	750	2900 - 3900	1280 - 1780	70	2700
MAGNUM	790	3100 - 4100	1380 - 1880	70	3000











VARIO





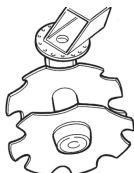
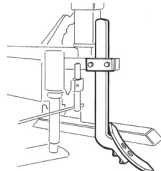

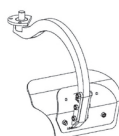
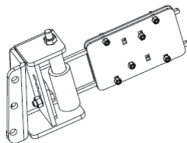

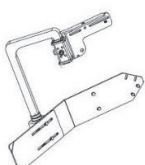
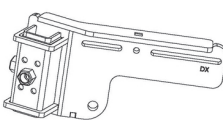
VARIO AG TL



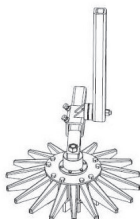


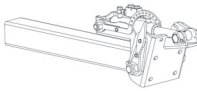
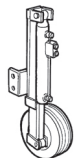

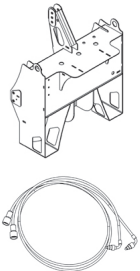
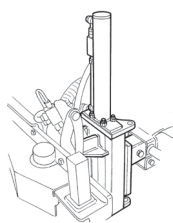
MOD.	A	 N° Ancore B + E	 Vomerine	 HP	Kg con utensile lama		 D
COMPACT	+100	3+2	260	60	DA 450 A 550	50-200	1400-1800
JUNIOR	+200	3+2	260	60	DA 500 A 600	50-200	1600-2000
PICCOLO	+300	5+2	260	60	DA 700 A 850	50-200	2000-2500
MEDIO	+300	9+2	260	70	DA 800 A 1000	50-200	2500-3000
GRANDE	+300	11+2	260	70	DA 900 A 1050	50-200	3000-3500



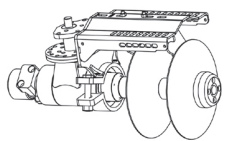
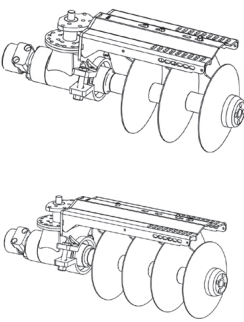
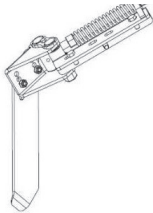

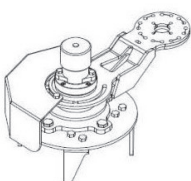
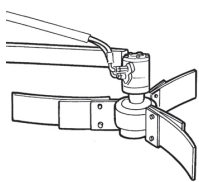
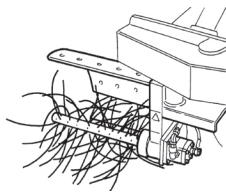
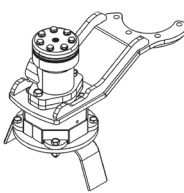
Accessori

	SC 010	TE 80 DX / EXPORT
	SC 010 B	TE 80 DX-SX / COMBY / VARIO AG TL
	LM 002	TE 80 DX / EXPORT
	LM 002 B	TE 80 DX-SX / COMBY / VARIO AG TL
	LM 003	TE 80 DX / EXPORT
	LM 003 B	TE 80 DX-SX / COMBY / VARIO AG TL
	LM 004	TE 80 DX / EXPORT
	LM 00 4B	TE 80 DX-SX / COMBY / VARIO AG TL
	LM 005	TE 80 DX / EXPORT
	LM 005 B	TE 80 DX-SX / COMBY / VARIO AG TL
	LM 006	TE 80 DX / EXPORT
	LM 006 B	TE 80 DX-SX / COMBY / VARIO AG TL
	LM 007	TE 80 DX / EXPORT
	LM 007 B	TE 80 DX-SX / COMBY / VARIO AG TL
	LM 008	TE 80 DX / EXPORT
	LM 008 B	TE 80 DX-SX / COMBY / VARIO AG TL
	LM 009	TE 80 DX / EXPORT
	LM 009 B	TE 80 DX-SX / COMBY
	LM 010	TE 80 DX / EXPORT
	LM 010 B	TE 80 DX-SX / COMBY

Accessori

	LM 011	TE 80 DX / EXPORT
	LM 011 B	TE 80 DX / EXPORT
	LM 011 C	TE 80 DX-SX / COMBY / VARIO AG TL
	LM 011 D	TE 80 DX-SX / COMBY / VARIO AG TL
 	LM 012	TE 80 DX / EXPORT
	LM 012 B	TE 80 DX / EXPORT
	LM 012 C	TE 80 DX-SX / COMBY / VARIO AG TL
	LM 012 D	TE 80 DX-SX / COMBY / VARIO AG TL
	LM 013	TE 80 DX
	LM 013 B	TE 80 DX-SX
	LM 016	EXPORT
	LM 016 BC	OMBY
	LM 017	EXPORT solo modelli GRANDE e MAGNUM
	LM 017 BC	OMBY solo modelli GRANDE e MAGNUM
	LM 026	EXPORT / COMBY
	LM 028	COMBY / VARIO AG TL

Accessori Idraulici






	LM 018	EXPORT PLUS / EXPORT PREMIUM
	LM 019	
	LM 020	
	LM 018 B	COMBY PREMIUM / VARIO AG TL PREMIUM
	LM 019 B	
	LM 020 B	
	LM 025	da applicarsi a : 
	LM 025 B	
	LM 021	EXPORT PLUS / EXPORT PREMIUM
	LM 021 BC	OMBY PREMIUM / VARIO AG TL PREMIUM
	LM 024	EXPORT PLUS / EXPORT PREMIUM
	LM 024 BC	OMBY PREMIUM / VARIO AG TL PREMIUM
	LM 022	EXPORT PLUS / EXPORT PREMIUM
	LM 022 BC	OMBY PREMIUM / VARIO AG TL PREMIUM
	LM 029	EXPORT PLUS / EXPORT PREMIUM
	LM 029 B	COMBY PREMIUM / VARIO AG TL PREMIUM

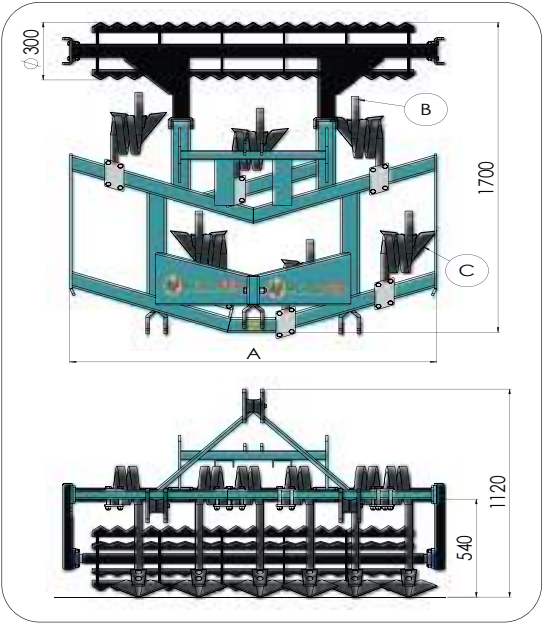
VARIO/RIP/ DIS



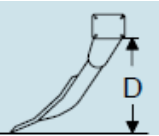



VARIO AG

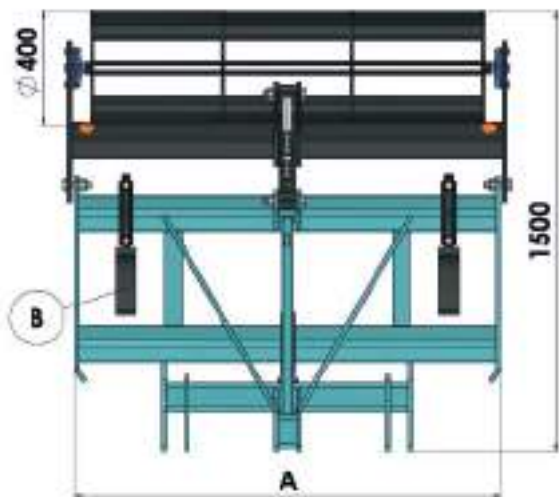


MOD.	Dimensioni	 N° Ancore	 Vomerina	Altezza ancore mm	A Larghezza di lavoro mm			Kg	 HP
AG 6	1500x1700x1120	6	260	540	1500	150-200	1800	320	70
AG 9	1900x1700x1120	9	260	540	1900	150-2000	2000	400	70
AG 11	2400x1700x1120	11	260	540	2400	150-200	2600	450	70

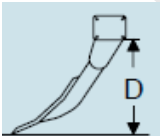





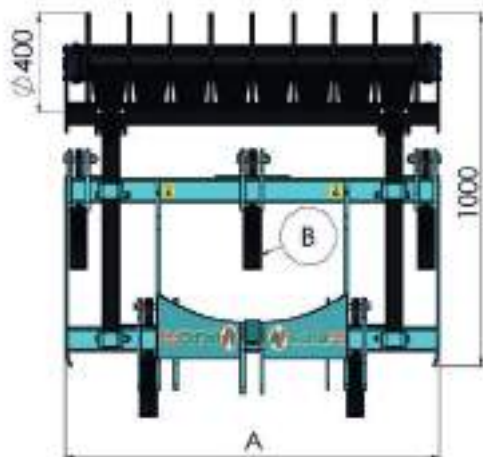


MOD.	A mm	B N°	 Altezza Ancore mm		 700 mm	Kg	 HP	€
R.I.P. 15	1500	3	700	600	1800	320	70	5.300,00
R.I.P. 18	1800	3	700	600	2000	400	70	5.600,00
R.I.P. 22	2200	5	700	600	2500	550	100	6.000,00

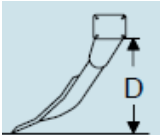





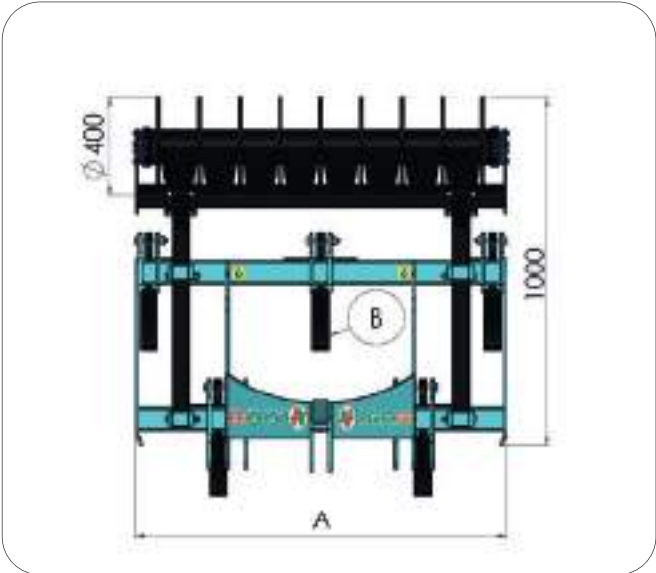


MOD.	A mm	B N°	 Altezza Ancore mm			Kg	 HP
DIS. 15	1500	5	550	500	1800	540	70
DIS. 18	1800	5	550	500	2000	590	70
DIS. 22	2200	7	550	500	2500	760	100

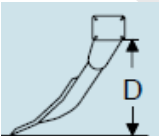





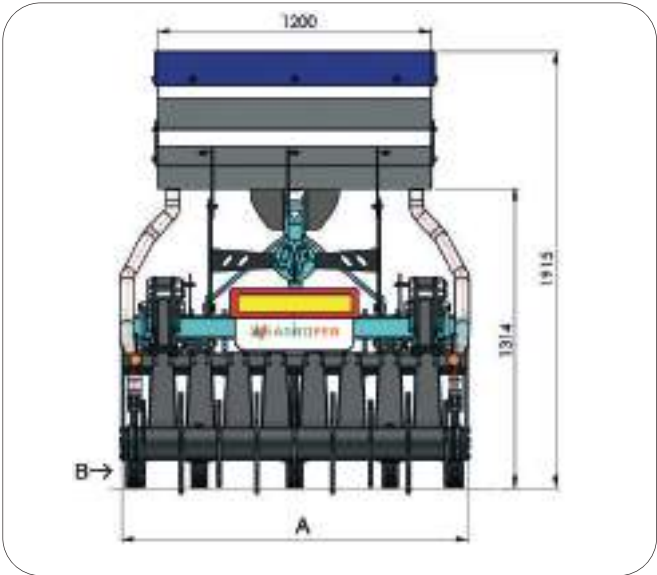


MOD.	A mm	B N°	 Altezza Ancore mm			Kg	 HP
DIS.RI 15	1500	5	550	500	1800	540	70
DIS.RI 18	1800	5	550	500	2000	590	70
DIS.RI 22	2200	7	550	500	2500	760	100





MOD.	A mm	B N°	 Altezza Ancore mm			Kg	 HP
DIS.RI.C 15	1500	5	550	500	1800	710	70
DIS.RI.C 18	1800	5	550	500	2000	760	70
DIS.RI.C 22	2200	7	550	500	2500	930	100





AGROFER






DAR

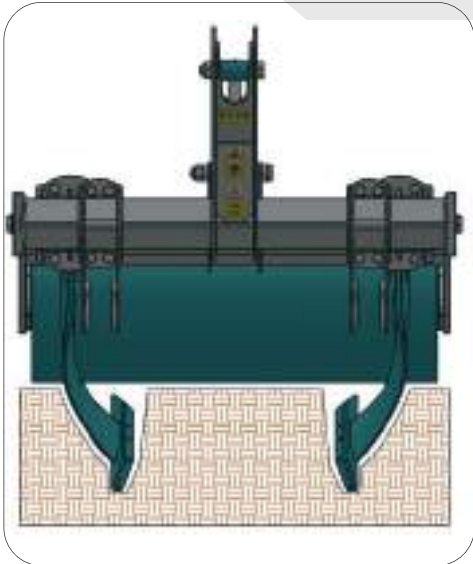
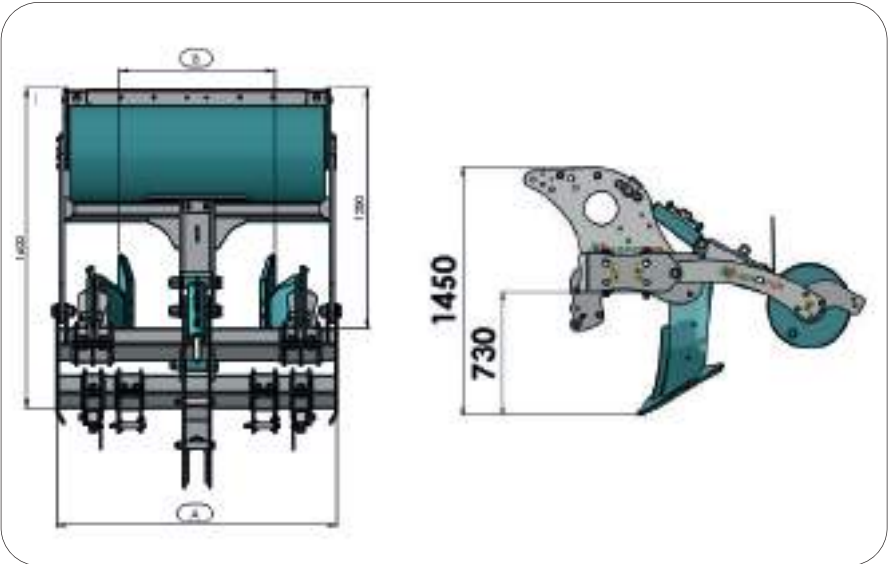


SUBSOILER DAR / DÉCOMPACTEUR DAR / TIEFENLOCKERER DAR/
DESCOMPACTADOR DAR / ГЛУБОКОРЫХЛИТЕЛЬ DAR

DECOMPATTATORE DAR







MOD. mm	Kg	N° ANCORE	Ø RULLO	A	B min-max	 HP	 mm	
D.A.R. 140	650	2	500	1400	800-1300	60 - 90	200 - 700	1800
D.A.R. 170	730	2	500	1700	1100-1600	80 - 100	200 - 700	2600
D.A.R. 200	730	2	500	2000	1100-1900	100	200-700	2900

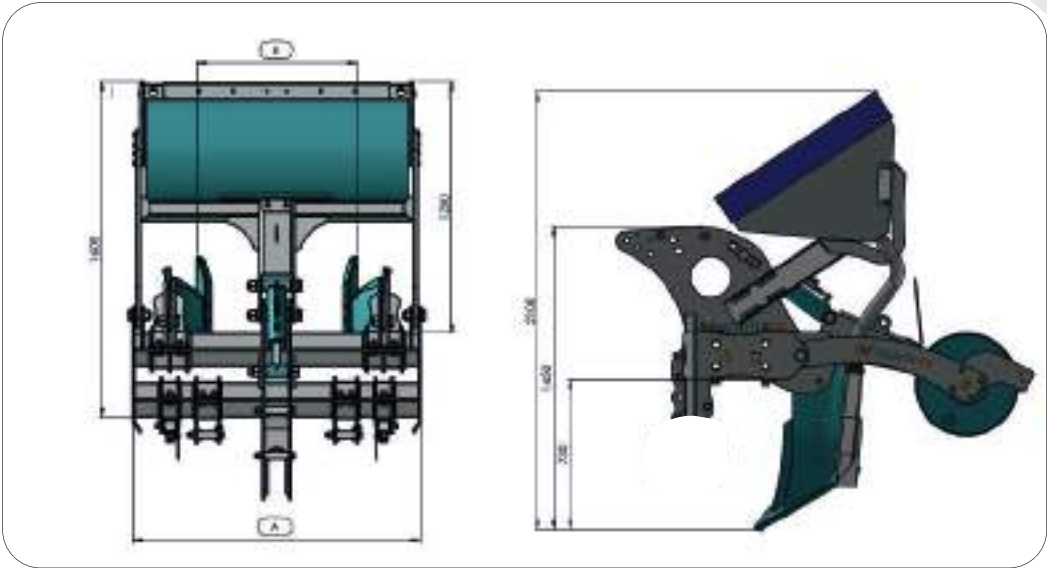


SUBSOILER DAR / DÉCOMPACTEUR DAR / TIEFENLOCKERER DAR/
DESCOMPACTADOR DAR / ГЛУБОКОРЫХЛИТЕЛЬ DAR

DECOMPATTATORE DAR C



MOD. mm	Kg	N° ANCORE	Ø RULLO	A	B min-max	 HP	 mm	
D.A.R. 140	650	2	500	1400	800-1300	60 - 90	200 - 700	1800
D.A.R. 170	730	2	500	1700	1100-1600	80 - 100	200 - 700	2600
D.A.R. 200	730	2	500	2000	1100-1900	100	200-700	2900





TAGLIARADICI

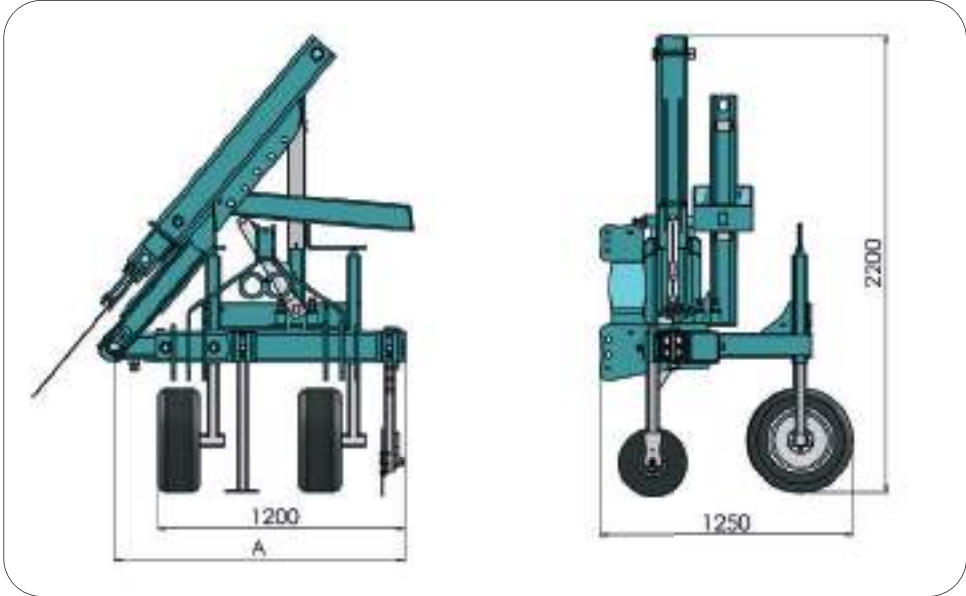


ROOT CUTTING SHARK / MACHINE COUPE-RACINES SHARK / WURZELSCHNEIDER SHARK /
CORTA RAICES SHARK / ПОДРЕЗЧИК КОРНЕЙ SHARK

Tagliaradici SHARK



MOD. mm	Kg	A min-max	 HP	 mm
SHARK	650	1300-1750	60 - 90	400 - 800



Accessori

	SC 010 B	DISCO APRISOLCO LISCIO Kg 70 2 dischi Ø 330 DX-SX	1.250,00 €D	AR / DAR C
	DAR 003	DEVIATORE A 2 VIE Comanda: dosaggio di prodotto rullo di profondità	130,00 €D	AR C

	TGL 001	COLTELLO LAMA LUNGHEZZA 800 mm	350,00 €S	HARK
	TGL 002	COLTELLO LAMA LUNGHEZZA 1000 mm di serie	380,00 €S	HARK
	TGL 003	COLTELLO LAMA LUNGHEZZA 1200 mm	410,00 €S	HARK
	TGL 004	COMANDO 3 LEVE	500,00 €S	HARK
	TGL 005	DISCHIERA IDRAULICA SUPPORTO A TAGLIARADICI FUNZIONAMENTO OLIO TRATTORE	2.300,00 €S	HARK



COMBY



EXPORT



VARIO



SWITCH



SWITCH





UNIVERSAL



UNIVERSAL



UNIVERSAL



UNIVERSAL



DAR C



SHARK



AGROFER



Via dell' Artigianato
Loc. Ponte Cantone - 25010 Pozzolengo (BS)
Tel. +39 030 9918243 - info@agrofer.it
ITALY

[www.w.agrofer.it](http://www.agrofer.it)

