



# AGROFER



MANURE SPREADER / ÉPANDEUR DE FUMIER / MISTSTREUER /  
ESPACIDOR DE ESTIERCOL / РАЗБРАСЫВАТЕЛЬ УДОБРЕНИЙ

## SPANDILETAME

[www.agrofer.it](http://www.agrofer.it)



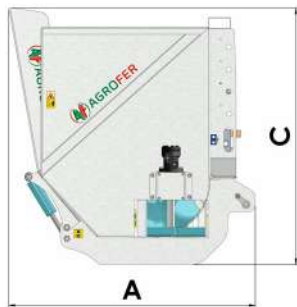
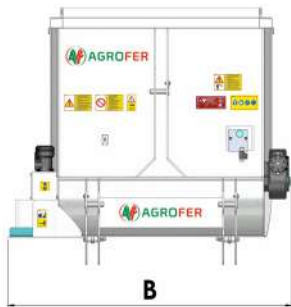





# Indice

---

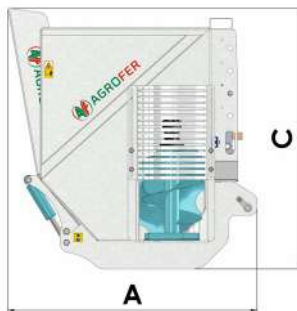
<b>Speed</b>	<b>2</b>
<b>FVS TOP</b>	<b>4</b>
<b>AFO RS</b>	<b>8</b>
<b>AFO RE</b>	<b>10</b>
<b>AFO TA</b>	<b>12</b>
<b>AFO SPECIAL</b>	<b>14</b>
<b>VB RE</b>	<b>16</b>
<b>VB RS</b>	<b>18</b>




# SPEED AF/P



MOD.	A mm	B mm	C mm	 m <sup>3</sup>	 Kg	 700 mm
AF / P	1000	1600	1200	1.0 circa	400	1600

# SPEED AF/CO

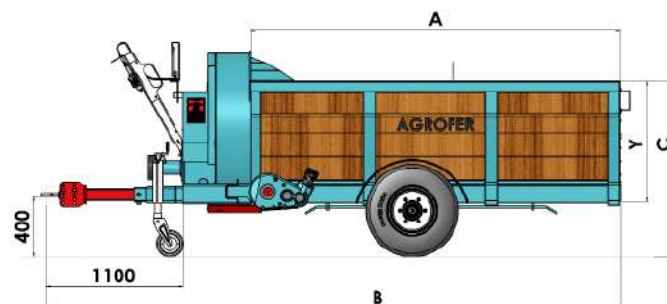
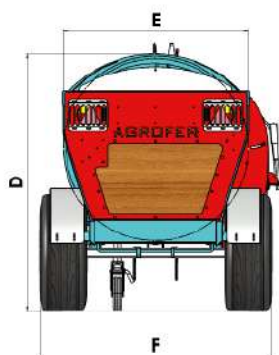





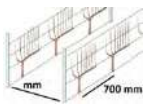
MOD.	A mm	B mm	C mm	 m <sup>3</sup>	 Kg	 700 mm
AF / CO	1000	1600	1200	1.0 circa	450	1600




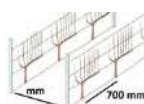





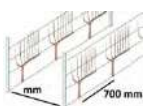
# FVS TOP



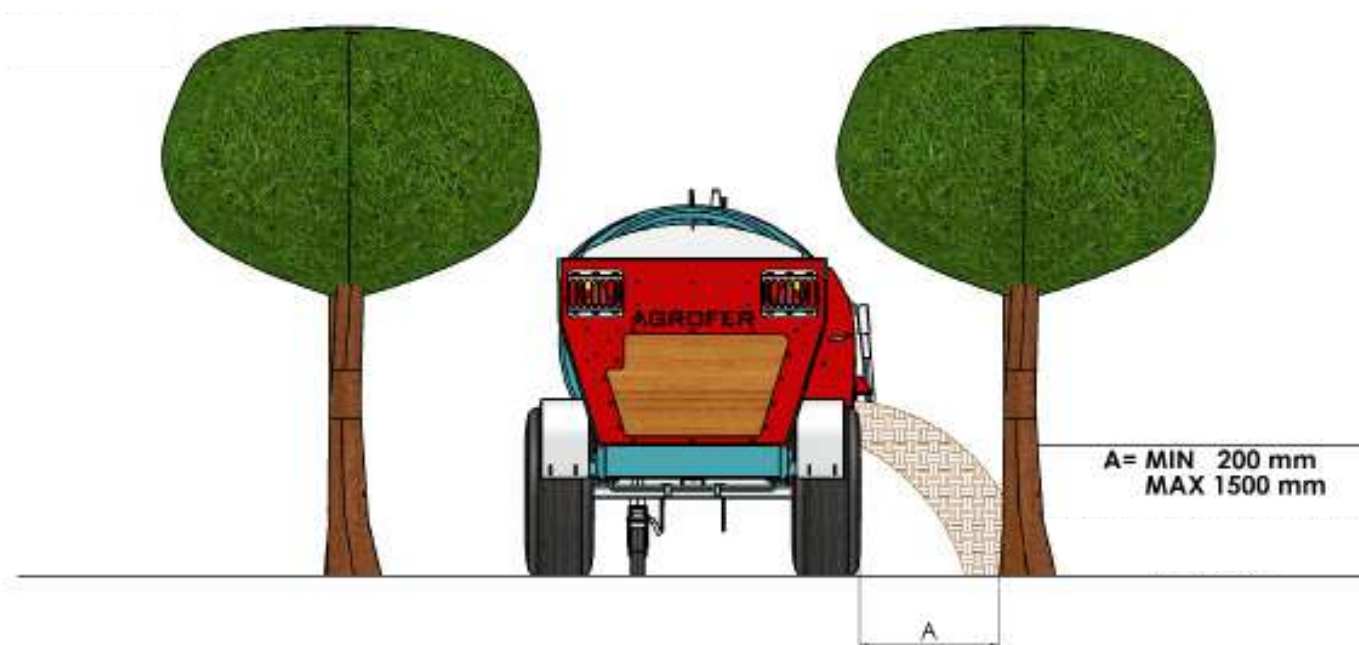


MOD. 1200	A mm	B mm	C mm	D mm	E mm	F mm	Y mm		 m <sup>3</sup>	 Kg	 700 mm
FVS 25 TOP VIGNERON	3000	4050	1400	1550	1200	1450	850	10/075 15.3 16 PR	2.5	1350	1800
FVS 35 TOP VIGNERON	3500	4550	1400	1550	1200	1450	850	10/075 15.3 16 PR	2.9	1410	1800
FVS 40 TOP VIGNERON	4000	4950	1500	1650	1200	1550	850	11/080 15.3 16 PR	3.3	1650	3000
FVS 45 TOP VIGNERON	4500	5650	1500	1650	1200	1550	850	11/080 15.3 16 PR	3.6	2700	3000

MOD. 1300	A mm	B mm	C mm	D mm	E mm	F mm	Y mm		 m <sup>3</sup>	 Kg	 700 mm
FVS 25 TOP	3200	4150	1400	1650	1300	1650	850	10/075-15.3 16 PR	3.0	1500	2100
FVS 35 TOP	3500	4650	1400	1650	1300	1650	850	10/075-15.3 16 PR	3.3	1550	2100
FVS 40 TOP	4000	4950	1500	1850	1300	1850	850	13.0/65-18 16 PR	3.5	1680	3000
FVS 45 TOP	4500	5650	1500	1850	1300	1850	850	13.0/65-18 16 PR	4.0	1950	3000

MOD. 1500	A mm	B mm	C mm	D mm	E mm	F mm	Y mm		 m <sup>3</sup>	 Kg	 700 mm
FVS 50 TOP	4500	5650	1500	1950	1500	2050	850	13.0/65-18 16 PR	5.0	2100	3000

## Mod. F.V.S.







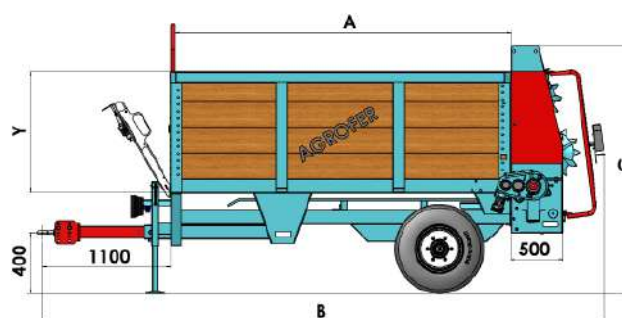
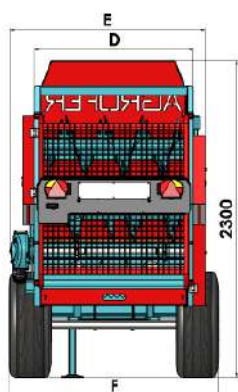
# AGROFER











# AFO RS





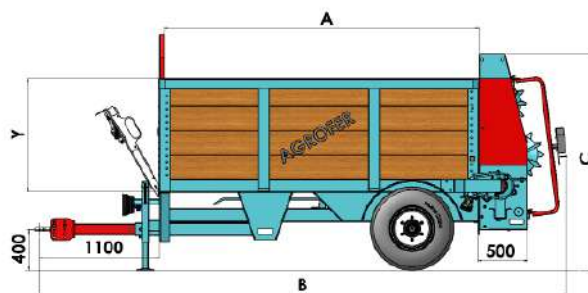
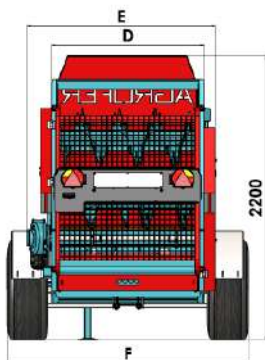
MOD.	A mm	B mm	C mm	D mm	E mm	F mm	Y mm		 m <sup>3</sup>	 Kg	 700 mm
A.F.O. RS 15 V	2500	3800	2100	1150	1350	1400	850	10.075 15.3 16 PR	2.2	1230	1700
A.F.O. RS 15	3000	4300	2100	1150	1350	1400	850	10.075 15.3 16 PR	2.8	1380	1700
A.F.O. RS 15 S	3500	4800	2100	1150	1350	1400	850	10.075 15.3 16 PR	3.3	1500	1700
A.F.O. RS 15 M	4000	5300	2100	1150	1350	1400	850	10.075 15.3 16 PR	3.38	1610	1700
A.F.O. RS 25 V	2500	3800	2100	1250	1550	1550	850	10.075 15.3 16 PR	3.22	1380	1900
A.F.O. RS 25	3000	4300	2100	1250	1550	1550	850	10.075 15.3 16 PR	3.0	1250	1900
A.F.O. RS 25 S	3500	4800	2100	1250	1550	1550	850	10.075 15.3 16 PR	3.5	1380	1900
A.F.O. RS 25 M	4000	5300	2100	1250	1550	1550	850	10.075 15.3 16 PR	3.9	1780	1900





  





MOD.	A mm	B mm	C mm	D mm	E mm	F mm	Y mm		 m <sup>3</sup>	 Kg	 700 mm
A.F.O. RS 35 V	2500	3800	2100	1500	1700	1700	850	340/55 16 PR	2.9	1760	2300
A.F.O. RS 35	3000	4300	2100	1500	1700	1700	850	340/55 16 PR	3.5	1900	2300
A.F.O. RS 35 S	3500	4800	2100	1500	1700	1700	850	340/55 16 PR	4.4	2050	2300
A.F.O. RS 35 M	4000	5300	2100	1500	1700	1700	850	11/80 15.3 PR	4.7	2180	2300
A.F.O. RS 35 X	4500	5800	2100	1500	1700	1700	850	11/80 15.3 PR	5.3	2300	2300

# AFO RE





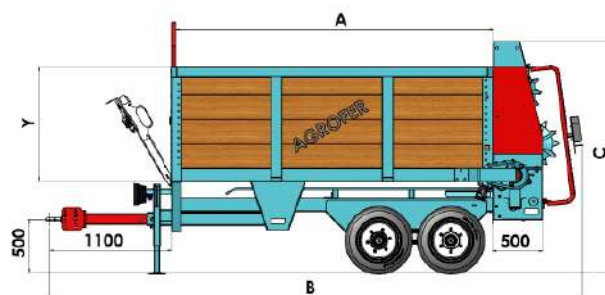

MOD.	A mm	B mm	C mm	D mm	E mm	F mm	Y mm		 m <sup>3</sup>	 Kg	 700 mm
A.F.O.RE 15 V	2500	3800	1850	1150	1350	1800	850	10.075 15.3 16 PR	2.3	1230	2500
A.F.O. RE 15	3000	4300	1850	1150	1350	1800	850	10.075 15.3 16 PR	2.8	1380	2500
A.F.O. RE 15 S	3500	4800	1850	1150	1350	1800	850	10.075 15.3 16 PR	3.2	1500	2500
A.F.O. RE 15 M	4000	5300	1850	1150	1350	1800	850	10.075 15.3 16 PR	3.7	1610	2500
A.F.O. RE 25 V	2500	3800	1850	1250	1450	1900	850	10.075 15.3 16 PR	2.5	1380	2500
A.F.O. RE 25	3000	4300	1850	1250	1450	1900	850	10.075 15.3 16 PR	3.0	1250	2500
A.F.O. RE 25 S	3500	4800	1850	1250	1450	1900	850	10.075 15.3 16 PR	3.5	1380	2500
A.F.O. RE 25 M	4000	5300	1850	1250	1450	1900	850	10.075 15.3 16 PR	4.0	1780	2500





MOD.	A mm	B mm	C mm	D mm	E mm	F mm	Y mm		 m <sup>3</sup>	 Kg	 700 mm
A.F.O.RE 35 V	2500	3800	1850	1500	1700	2200	850	340/55 16 PR	2.9	1760	2300
A.F.O.RE 35	3000	4300	1850	1500	1700	2200	850	340/55 16 PR	3.5	1900	2300
A.F.O.RE 35 S	3500	4800	1850	1500	1700	2200	850	340/55 16 PR	4.4	2050	2300
A.F.O.RE 35 M	4000	5300	1850	1500	1700	2200	850	11/80 15.3 PR	4.7	2180	2300
A.F.O.RE 35 X	4500	5800	1850	1500	1700	2200	850	11/80 15.3 PR	5.3	2300	2300



# AFO TA



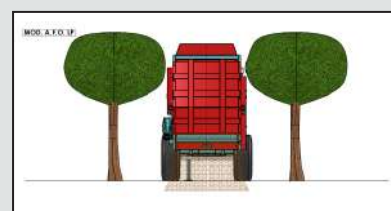


MOD.	A mm	B mm	C mm	D mm	E mm	F mm	Y mm		 m <sup>3</sup>	 Kg	 100 mm
A.F.O.10 TA	3000	4300	2200	850	1050	1050	850	200/6014.5	2.0	1000	1300
A.F.O. 15 TA	3000	4300	2200	1150	1350	1400	850	200/6014.5	2.8	1160	1700
A.F.O.15 S TA	3500	4800	2200	1150	1350	1400	850	200/6014.5	3.3	1280	1700
A.F.O. 25 TA	3000	4300	2200	1250	1550	1550	850	200/6014.5	3.0	1250	1900
A.F.O. 25 S TA	3500	4800	2300	1250	1550	1550	850	10/075 15.3 12 PR	3.5	1380	1900
A.F.O. 35 TA	3500	4800	2300	1500	1800	1800	850	10/075 15.3 12 PR	4.4	1560	2300
A.F.O. 35 M TA	4000	5300	2300	1500	1800	1800	850	10/075 15.3 12 PR	4.8	1650	2300

# AFO SPECIAL



**Mod. AFO LP**

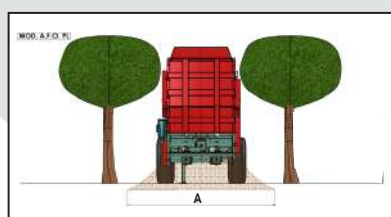


Cod. AS001



**Mod. AFO PL**

MODELLO	A
AFO 10	2000
AFO 15	2500
AFO 25	3000
AFO 35	3700

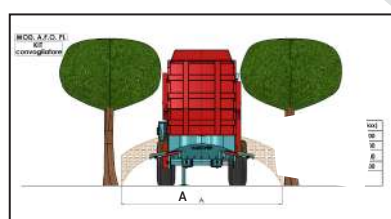


Cod. AS002  
Cod. AS003  
Cod. AS004



**Kit Convogliato-**

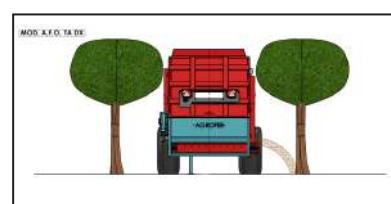
MODELLO	A (min-max)
AFO 10	1500-2000
AFO 15	2000-2500
AFO 25	2500-3000
AFO 35	3000-4000



Cod. AS005

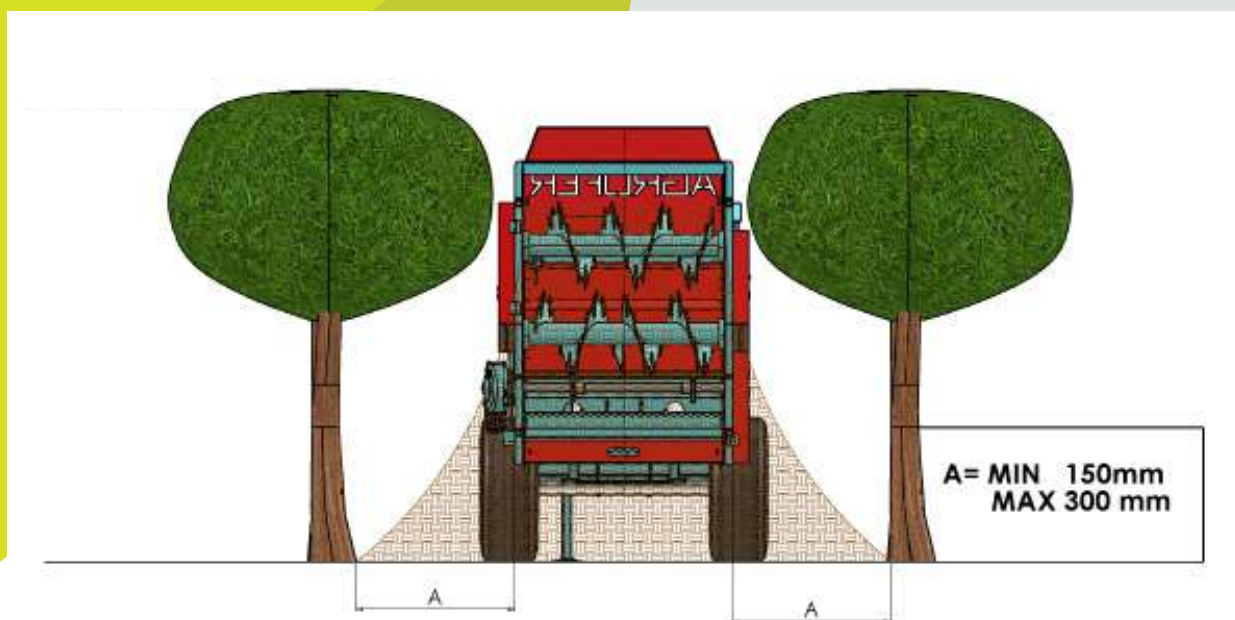


**Mod. AFO TA DX**

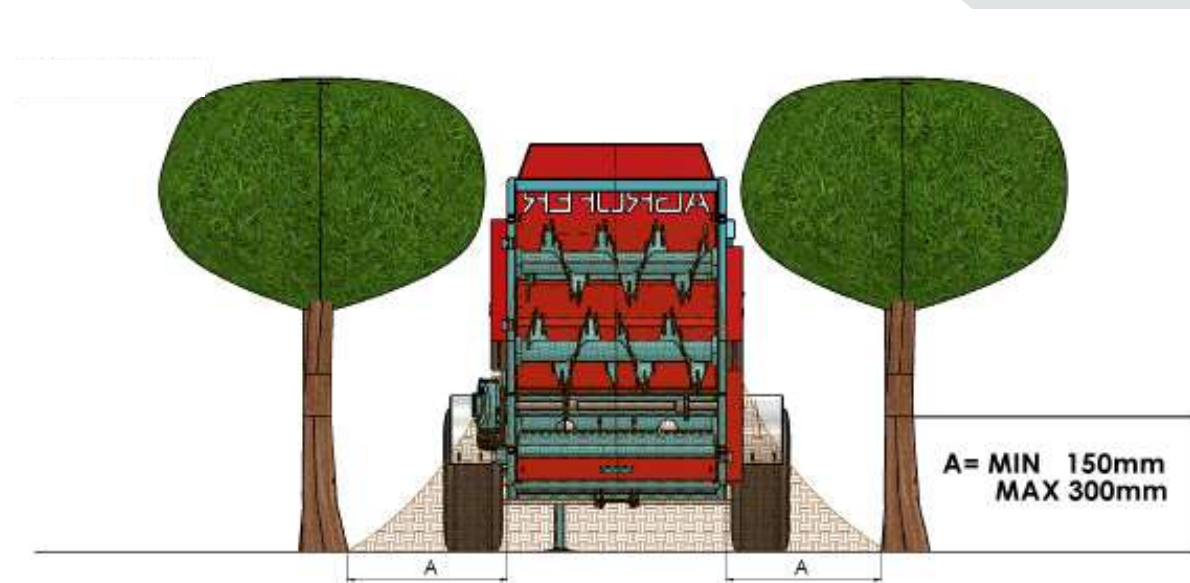


Cod. AS006

## Mod. AFO RS - AFO TA



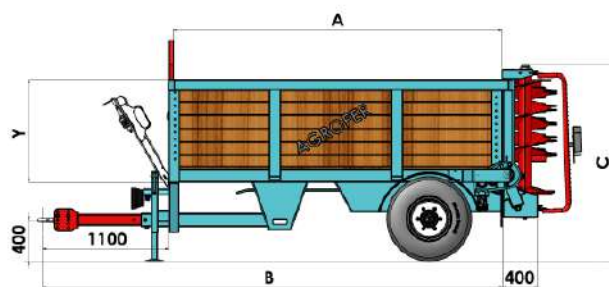
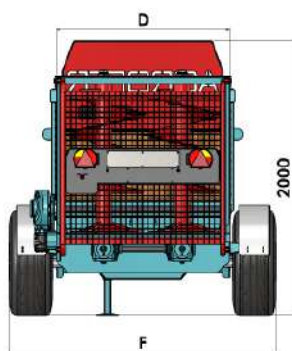
## Mod. AFO RE





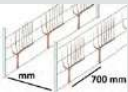






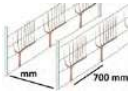






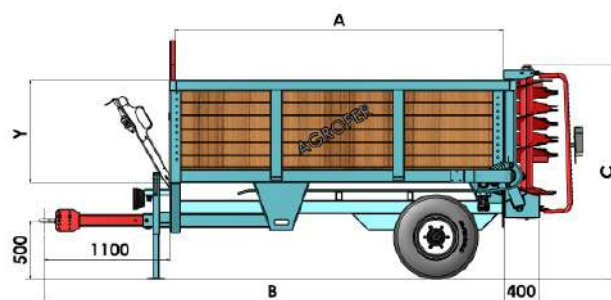
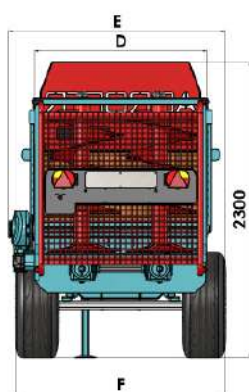






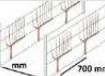
	A mm	B mm	C mm	D mm	F mm	Y mm		 m <sup>3</sup>	 Kg	 mm
V.B. 25 RE	3000	4150	1800	1250	1850	800	10.075-15.3 16PR	3.0	900	2250
V.B. 35 RE	3500	4650	1800	1250	1850	800	10.075-15.3 16PR	3.5	1200	2250





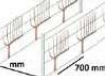
	A mm	B mm	C mm	D mm	F mm	Y mm		 m <sup>3</sup>	 Kg	 mm
V.B. 40 RE	3500	4650	1800	1600	2200	800	10.075-15.3 16PR	4.4	1900	2700
V.B. 45 RE	4000	5150	1800	1600	2200	800	13.0 / 55.16	5	2100	2700

# VB RS

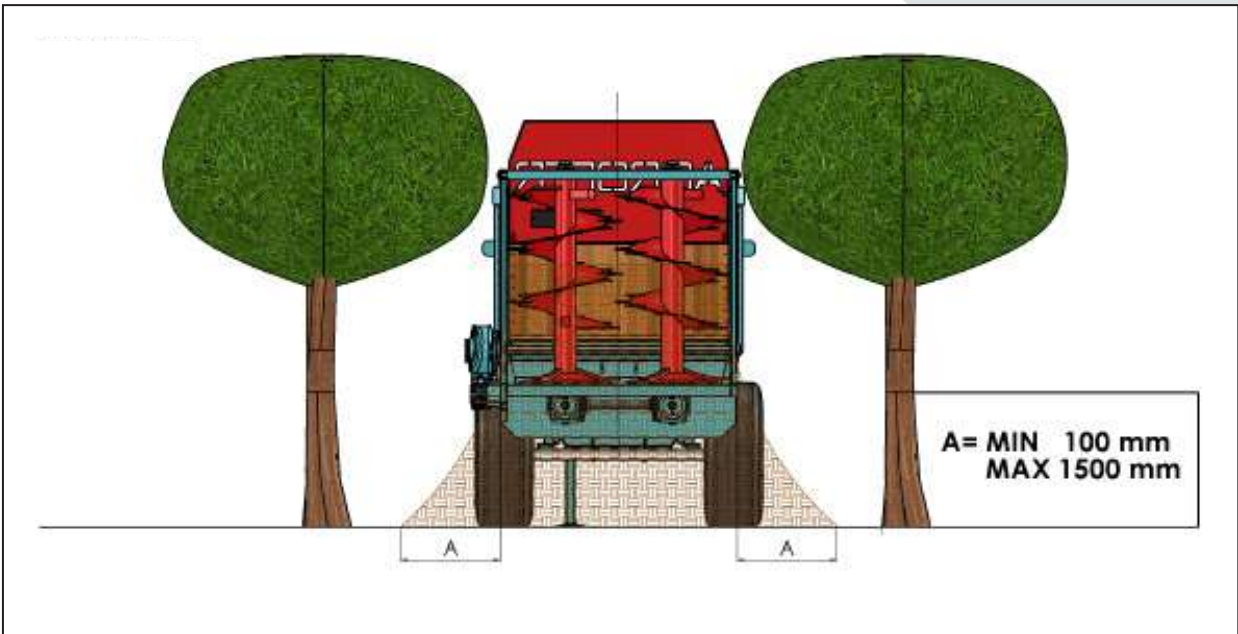
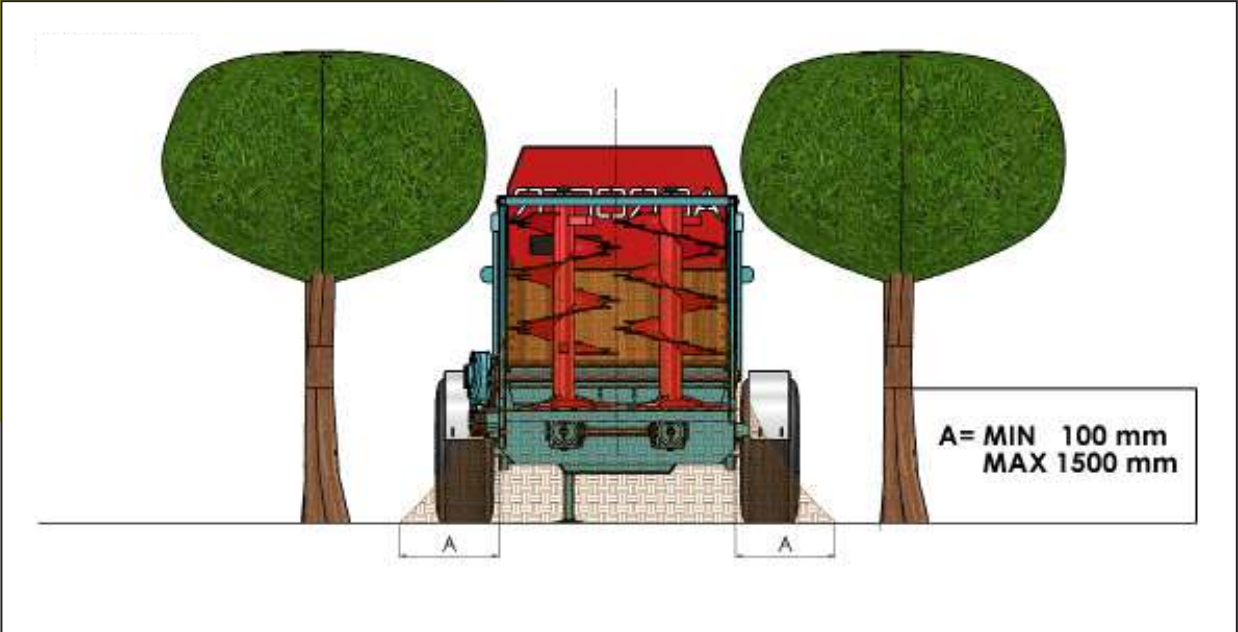




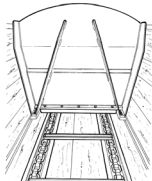

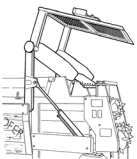
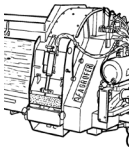
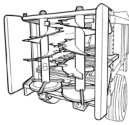
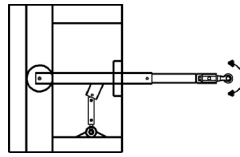
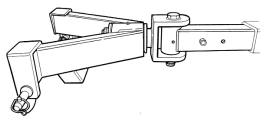
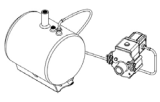
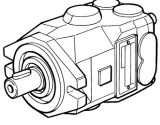
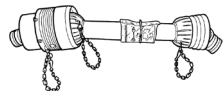
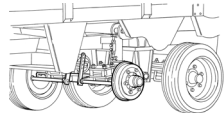
	A mm	B mm	C mm	D mm	E mm	F mm	Y mm		 m <sup>3</sup>	 Kg	 700 mm
V.B. 25 RS	3000	4150	2000	1250	1400	1450	800	10.075-15.3 16PR	3.0	1200	1800
V.B. 35 RS	2000	4650	2000	1250	1400	1450	800	10.075-15.3 16PR	3.5	1500	1800

	A mm	B mm	C mm	D mm	E mm	F mm	Y mm		 m <sup>3</sup>	 Kg	 700 mm
V.B. 40 RS	3500	4650	2000	1600	1700	1800	800	340/55-16	4.4	2100	2200
V.B. 45 RS	4000	5050	2200	1800	1700	1900	800	435/50 19.5 16P dimensioni 950x430	5.7	2300	2200

**Mod. V.B. RS - V.B. RE**



# Accessori

	SP 012	A.F.O. / V.B. / A.F.O TA
	SP 003	F.V.S. / A.F.O. / V.B / A.F.O TA
	SP 004	F.V.S. 40 / F.V.S. 45 / A.F.O. 35 / A.F.O TA
	SP 010	A.F.O. / V.B / A.F.O TA
	SP 009	F.V.S.
	SP 006	V.B
	SP 002	F.V.S. / A.F.O. / V.B / A.F.O TA
	SP 008	F.V.S. / A.F.O. / V.B / A.F.O TA
	SP 007	F.V.S. / A.F.O. / V.B / A.F.O TA
	SP 011	F.V.S. / A.F.O. / V.B / A.F.O TA
	SP 005	F.V.S. / A.F.O. / V.B / A.F.O TA
	SP 0,13	A.F.O TA





**FVS**



**FVS**







**AFO**



**VB**



**AFO TA**





# AGROFER



Via dell' Artigianato

Loc. Ponte Cantone - 25010 Pozzolengo (BS)

Tel. +39 030 9918243 - [info@agrofer.it](mailto:info@agrofer.it)

ITALY

---

[www.agrofer.it](http://www.agrofer.it)

